

ENSOR: vernieuwen certificaat – loginproblemen

Na het vernieuwen van het certificaat heeft men mogelijk problemen om in te loggen via de ENSOR webclient.

We kunnen helaas geen verbinding maken met "Ensor"

Uw sessie is beëindigd omdat er een onverwacht serververificatiecertificaat is ontvangen van de externe pc. Vraag de beheerder of de technische ondersteuning om hulp.

Certificaatinformatie:

Servernaam:

CN=*.ensor.be

Vingerafdruk van certificaat (SHA1):

33 66 e3 46 d0 f0 b6 75 31 ef 1b 2a a1 a5 fc 9a cf 51 4c 31

Opnieuw verbinding maken

Annuleren

Om deze fout niet meer te krijgen, dient de gebruiker de browsegeschiedenis te wissen in de browser die men gebruikt voor ENSOR.

Hieronder wordt de werkwijze voor de meest gebruikte browsers toegelicht.

Edge

Rechtsboven ... -> Settings/Instellingen

Settings

Search settings

- Profiles
- Privacy, search, and services**
- Appearance
- Sidebar
- Start, home, and new tabs
- Share, copy and paste
- Cookies and site permissions
- Default browser
- Downloads
- Family safety
- Languages**
- Printers
- System and performance
- Reset settings
- Phone and other devices
- Accessibility
- About Microsoft Edge

We will always protect and respect your privacy, while giving you the transparency and control you deserve. [Learn about our privacy efforts](#)

Tracking prevention

Websites use trackers to collect info about your browsing. Websites may use this info to improve sites and show you content like personalized ads. Some trackers collect and send your info to sites you haven't visited.

Tracking prevention

Basic

- Allows most trackers across all sites
- Content and ads will likely be personalized
- Sites will work as expected
- Blocks known harmful trackers

Balanced
(Recommended)

- Blocks trackers from sites you haven't visited
- Content and ads will likely be less personalized
- Sites will work as expected
- Blocks known harmful trackers

Strict

- Blocks a majority of trackers from all sites
- Content and ads will likely have minimal personalization
- Parts of sites might not work
- Blocks known harmful trackers

Blocked trackers >
View the sites that we've blocked from tracking you

Exceptions >
Allow all trackers on sites you choose

Always use "Strict" tracking prevention when browsing InPrivate

Clear browsing data

This includes history, passwords, cookies, and more. Only data from this profile will be deleted. [Manage your data](#)

Clear browsing data now

Choose what to clear

Clear browsing data

Time range

Last hour

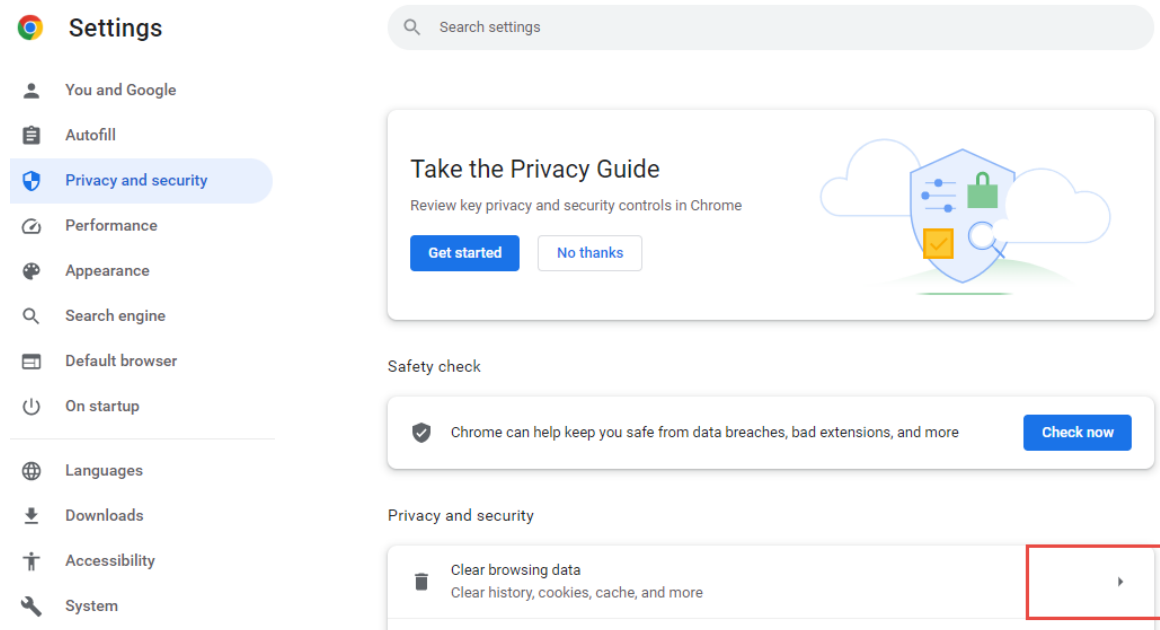
- Browsing history**
5 items and more on synced devices. Clears history from all signed-in devices that are syncing.
- Download history**
None
- Cookies and other site data**
From 12 sites. Signs you out of most sites.
- Cached images and files**
Frees up less than 311 MB. Some sites may load more

This will clear your data across all your synced devices signed in to dorothy.mestdagh@tauris.be. To clear browsing data from this device only, [sign out first](#).

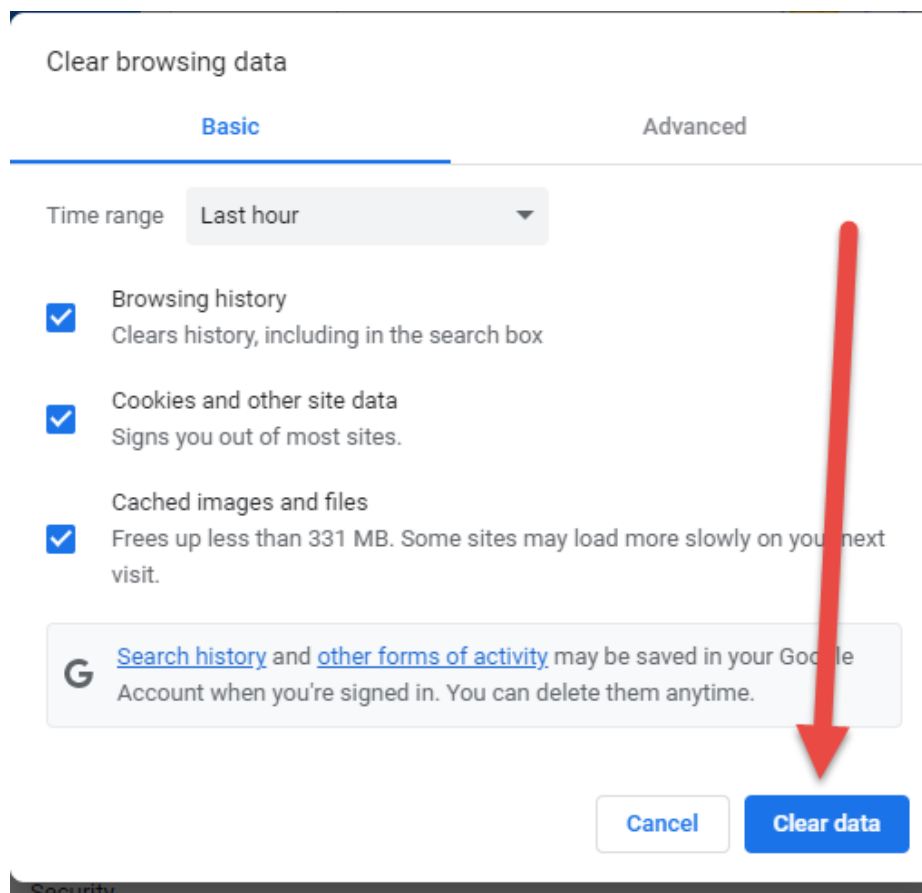
Clear now Cancel

Chrome

Rechtsboven verticale puntjes -> Settings



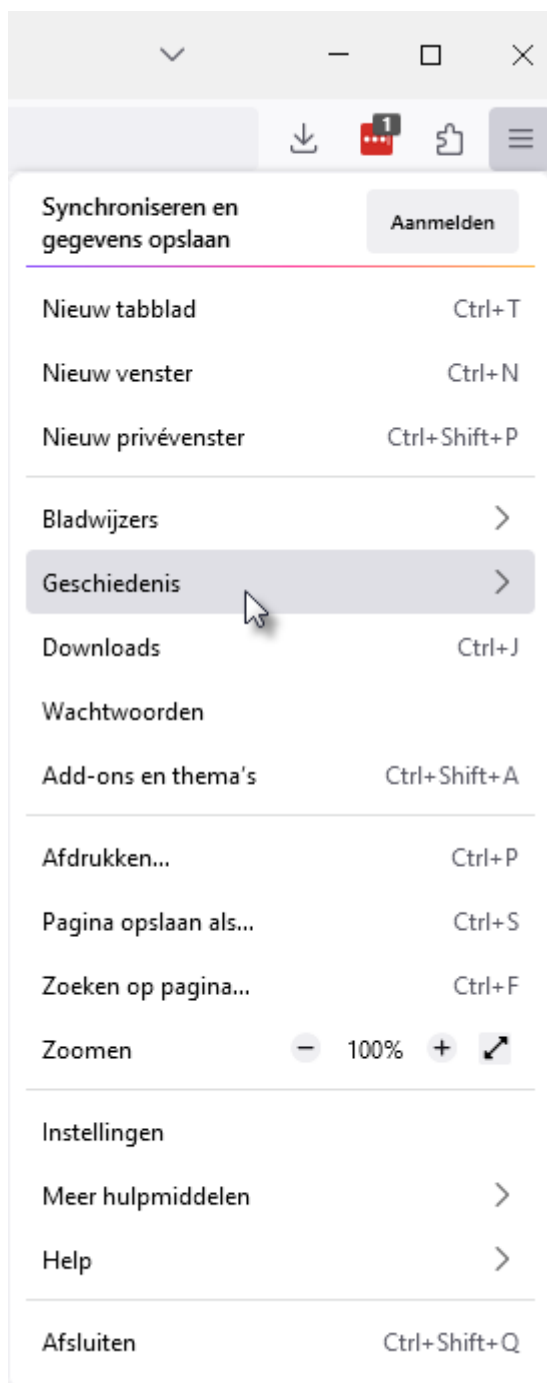
The screenshot shows the Chrome Settings application. On the left is a vertical sidebar with various settings categories: You and Google, Autofill, Privacy and security (highlighted), Performance, Appearance, Search engine, Default browser, On startup, Languages, Downloads, Accessibility, and System. The main content area features a search bar at the top, a 'Take the Privacy Guide' card with 'Get started' and 'No thanks' buttons, a 'Safety check' section with a 'Check now' button, and a 'Privacy and security' section. The 'Clear browsing data' option is highlighted with a red box, and a red arrow points from it towards the second screenshot.

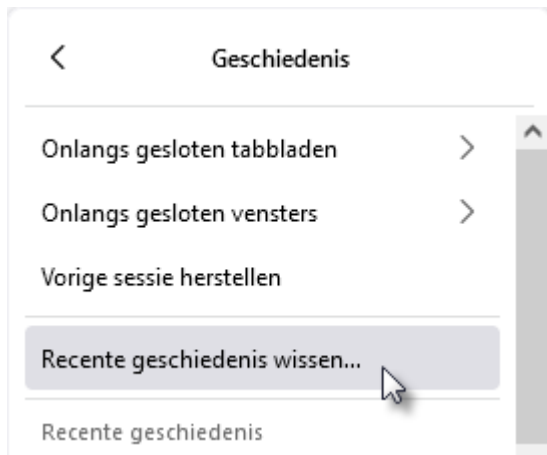


This screenshot shows the 'Clear browsing data' dialog box. It has two tabs: 'Basic' (selected) and 'Advanced'. Under 'Basic', there is a 'Time range' dropdown menu set to 'Last hour'. Three items are checked with blue checkmarks: 'Browsing history' (with subtext 'Clears history, including in the search box'), 'Cookies and other site data' (with subtext 'Signs you out of most sites.'), and 'Cached images and files' (with subtext 'Frees up less than 331 MB. Some sites may load more slowly on your next visit.'). A grey information box at the bottom states: 'Search history and other forms of activity may be saved in your Google Account when you're signed in. You can delete them anytime.' At the bottom right, there are two buttons: 'Cancel' and 'Clear data'. A large red arrow points from the 'Clear data' button in this dialog back to the 'Clear browsing data' option in the settings menu above.

Firefox

Via het menu:





Recente geschiedenis wissen

Te wissen tijdsperiode:

Laatste uur



Geschiedenis

- Navigatie- & downloadgeschiedenis
- Cookies
- Actieve aanmeldingen
- Buffer
- Formulier- & zoekgeschiedenis

Gegevens

- Web-site-instellingen
- Offlinewebsitegegevens

OK

Annuleren